



**JDV
CONTROL
VALVES**

JPB Series

PFA Lined Ball Valve





**JDV
CONTROL
VALVES**

JPB Series

PFA Lined Ball Valve

**Full-Bore Two-Piece Floating Ball Flanged Type
JIS 10 K /ANSI 150LB/DIN PN16**



JPB series ball valve is designed for using in the corrosive fluids. PFA lined on the bore and covered on ball and stem provides the excellent resistance to chemical fluids.

Product Features

1. PFA lined offers high corrosion resistance.
2. Stainless steel body design can be used in high purity environment.
3. Separate ball and stem design reduces side loading to prevent leakage and extend life cycle.
4. ISO 5211 Mounting pad design
5. Anti-blowout stem design

Application

Chemical Industries
Semi-conductor Industries

Applicable Standards:

Body Material: CF8

Nominal Size : 1/2" to 4" (DN15 to DN100)

Pressure Rating : JIS 10K / ANSI 150LB / DIN PN16

End Connections: Raised face flange

Temperature Range: -30 Deg C ~ 150 Deg C

Face-To-Face Dimensions : JIS B2002 / ANSI B16.10 / DIN 3202/T1/F1

(Size DN15 & DN20 comply to DIN EN 558-1)

Flanged Dimensions : JIS B2238 / ANSI B16.5 / DIN PN16

Pressure Test Rating : JIS B2003 / ANSI B16.34

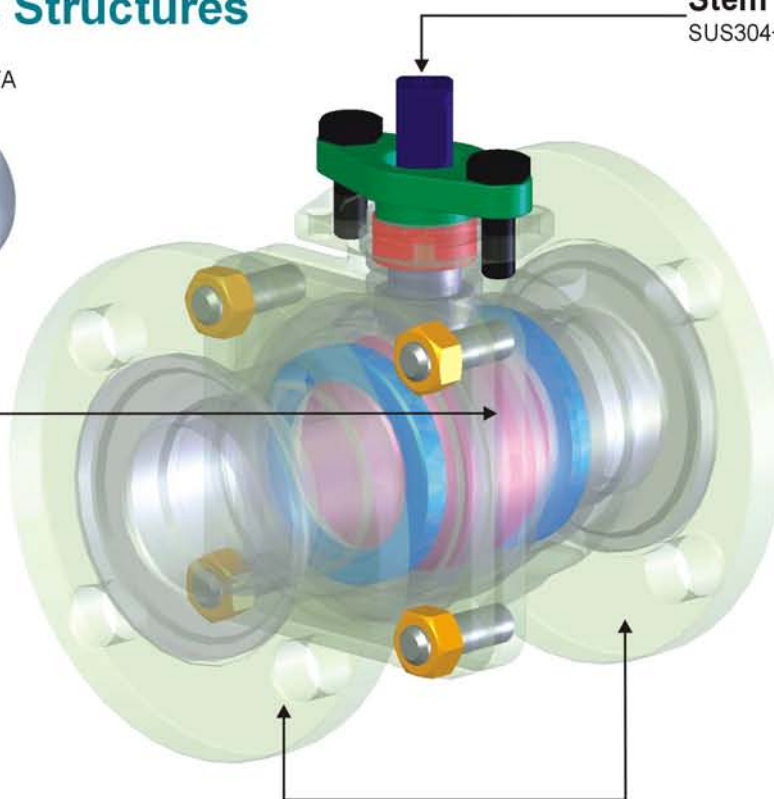
Casting : MSS-SP-25 / MSS-SP-55

Design & Structures

Ball : SUS304+PFA




Stem :
SUS304+PFA



Body & Cap : CF8+PFA

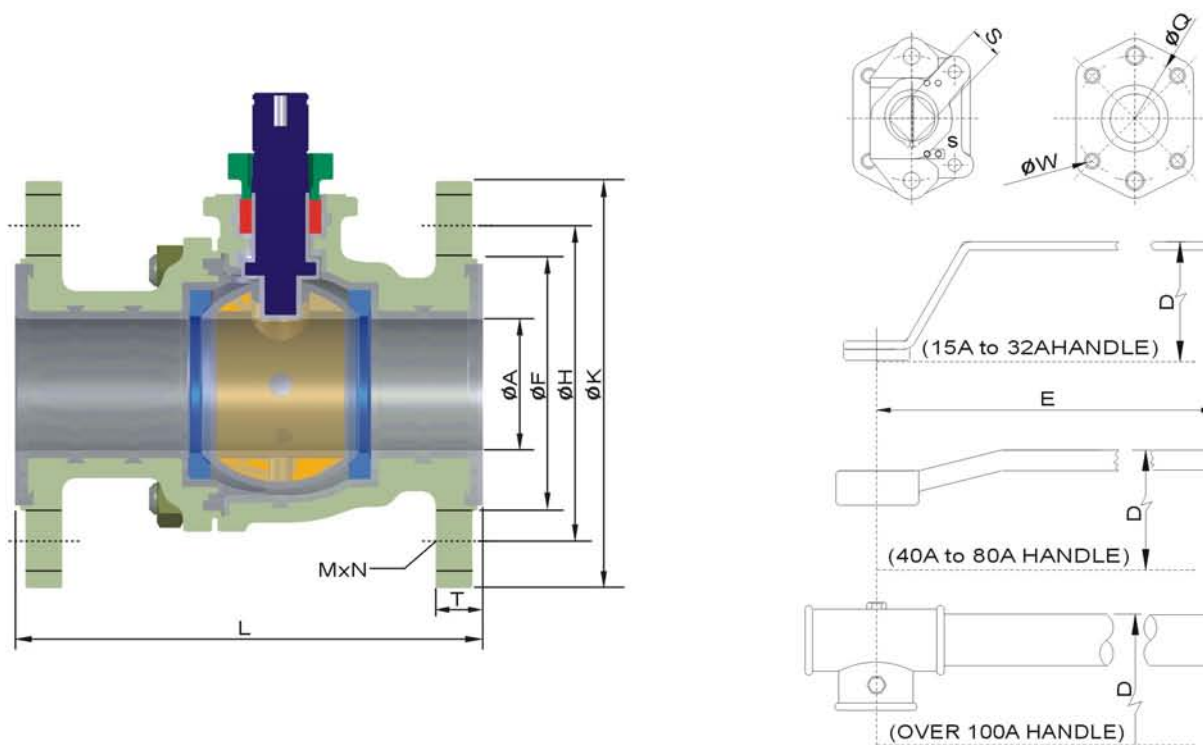




Technical Specification

MATERIAL

NO	JIS 10K	JPB-A1-03
	ANSI 150 LB	JPB-C1-03
	DIN PN 16	JPB-D2-03
1	BODY	CF8+PFA
2	CAP	CF8+PFA
3	STEM	SUS304+PFA
4	BALL	SUS304+PFA
5	SEAT	PTFE
6	GLAND PACKING	PTFE
7	GLAND	SUS304
8	TRAVEL STOP	SUS304
9	SNAP CATCH	SUS304
10	BOLT & NUT	SUS304
11	GLAND BOLT	SUS304
12	HANDLE	SUS304



DIMENSION (JPB-A1 SERIES JIS 10K)

(M.M.)

SIZE	A	D	S	E	L	K	T	H	F	M	N	Q	W	KGS	
15	1/2"	20	94	10	145	150*	95	16	70	51	15	4	42	M5	3.5
20	3/4"	20	96	10	145	150*	100	16	75	56	15	4	42	M5	3.8
25	1"	25	112	12	155	127	125	14	90	67	19	4	50	M6	5
40	1-1/2"	38	118	17	219	165	140	16	105	81	19	4	70	M8	8
50	2"	50	126	17	219	178	155	16	120	96	19	4	70	M8	11
65	2-1/2"	65	152	20	324	190	175	18	140	116	19	4	70	M8	21
80	3"	76	161	20	324	203	185	18	150	126	19	8	70	M8	25
100	4"	100	214	27	400	229	210	18	175	151	19	8	102	M10	35

DIMENSION (JPB-C1 SERIES ANSI-150LB)

(M.M.)

SIZE	A	D	S	E	L	K	T	H	F	M	N	Q	W	KGS	
15	1/2"	20	94	10	145	150*	89	16	60.5	40	16	4	42	M5	3.5
20	3/4"	20	96	10	145	150*	98	16	70	50	16	4	42	M5	3.8
25	1"	25	112	12	155	127	108	14.3	79.5	55	16	4	50	M6	5
40	1-1/2"	38	118	17	219	165	127	17.5	98.5	77	16	4	70	M8	8
50	2"	50	126	17	219	178	152	19.1	120.5	96	19	4	70	M8	11
65	2-1/2"	65	152	20	324	190	178	22.3	139.5	115	19	4	70	M8	21
80	3"	76	161	20	324	203	190	23.9	152.5	127	19	4	70	M8	25
100	4"	100	214	27	400	229	229	23.9	190.5	166	19	8	102	M10	35

DIMENSION (JPB-D2 SERIES DIN PN16)

(M.M.)

SIZE	A	D	S	E	L	K	T	H	F	M	N	Q	W	KGS	
15	1/2"	20	94	10	145	150*	95	16	65	45	14	4	42	M5	3.5
20	3/4"	20	96	10	145	150*	105	18	75	58	14	4	42	M5	3.8
25	1"	25	112	12	155	160	115	18	85	68	14	4	50	M6	5
40	1-1/2"	38	118	17	219	200	150	18	110	88	18	4	70	M8	8
50	2"	50	126	17	219	230	165	20	125	102	18	4	70	M8	11
65	2-1/2"	65	152	20	324	290	185	20	145	122	18	8	70	M8	21
80	3"	76	161	20	324	310	200	20	160	138	18	8	70	M8	25
100	4"	100	214	27	400	350	220	20	180	158	18	8	102	M10	35

※ P.S. Size DN15/DN20 Face To Face Dimension To DIN EN 558-1.

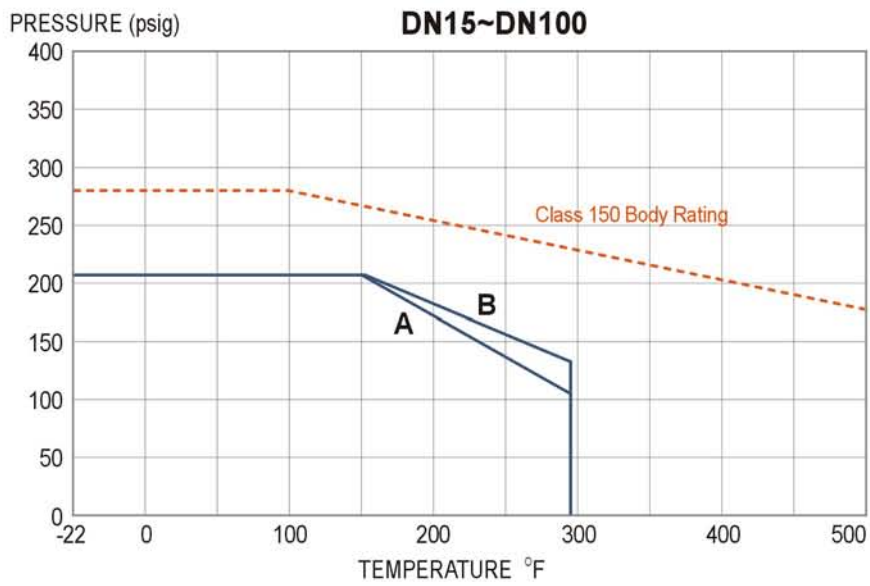


**JDV
CONTROL
VALVES**

Cv VALUE

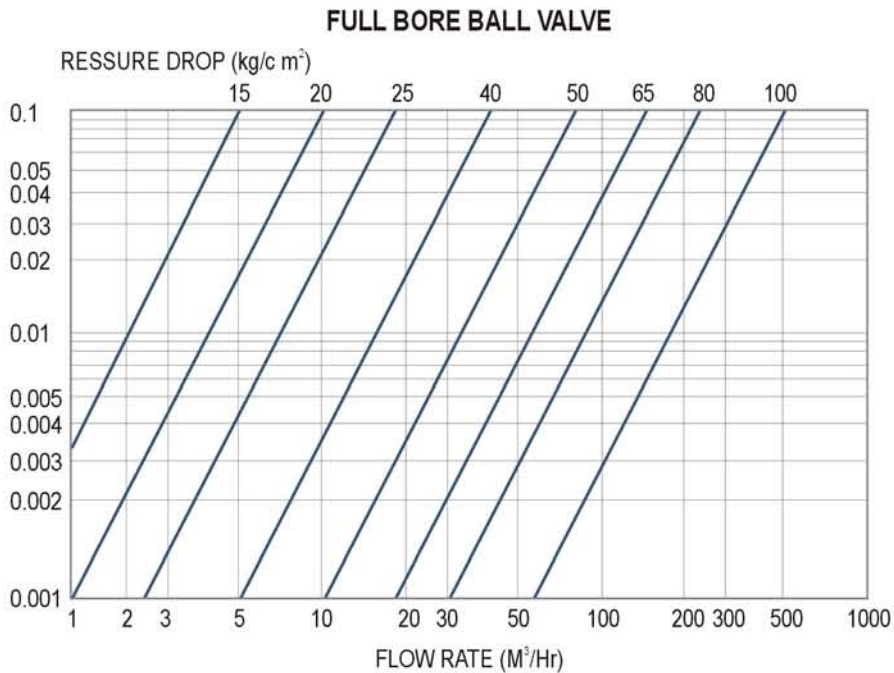
SIZE(MM)	15A	20A	25A	40A	50A	65A	80A	100A
Cv	30	30	60	205	360	580	900	1550

TEMPERATURE & PRESSURE CURVE



A = DN15~DN50
B = DN65~DN100

PRESSURE DROP vs FLOW RATE





ISO 9001

CE

QUALITY Specialty Service
Create security



HOW TO ORDER

JPB → **A** → **B** → **C** **D** → **E** → **F**

Ex: **JPB** → **A1** → **03** → **P** **P** → **050** → **H**

A. SPECIFICATION	B. BODY MAT'L	C. BALL & STEM MAT'L	D. SEAT MAT'L	E. SIZE	F. OPTION
A1 JIS 10K	03 CF8+PFA	P SUS304+PFA	P PTFE	015 1/2"	H LEVER
C1 ANSI 150LB				020 3/4"	G GEAR
D2 DIN PN16				025 1"	
				040 1-1/2"	
				050 2"	
				065 2-1/2"	
				080 3"	
				100 4"	

HOW TO ORDER



HEAD OFFICE

JDV CONTROL VALVES CO., LTD

NO. 2-2, LANE 292, SHIN NUNG ROAD, SHIN WU TOWN 327, TAOYUAN HSIEN, TAIWAN.

■ FACTORY

TEL: 886-3-4203366 FAX: 886-3-4202268 E-MAIL: webmaster@jdv.com.tw

ASSOCIATE COMPANIES

TAIWAN G-TECH CO., LTD.

NO. 2-2, LANE 292, SHIN NUNG ROAD, SHIN WU TOWN 327, TAOYUAN HSIEN, TAIWAN.

TEL: 886-3-4201863 FAX: 886-3-4200129 E-MAIL: twgttech@jdv.com.tw

SHANGHAI JDV INTERNATIONAL TRADING CO.,LTD.

2003, B TOMSON CENTER, NO. 188, ZHANG YANG ROAD, PUDONG, SHANGHAI, CHINA

TEL:86-21-58799968 FAX:86-21-58799918 E-MAIL: jdvshanghai@163.com

NOTHERN SALES & DISTRIBUTION INC.

SUITE 194, 612-500 COUNTRY HILLS BLVD, CALGARY, ALBERTA, CANADA T3K-5K3.

TEL:1-403-660-3906 FAX:1-403-226-0003 E-MAIL: brad@nothern-sales.ca

Copyright 2006/12. All rights are reserved by JDV. Technical data and content may be changed by JDV as necessary

