



JDV  
CONTROL  
VALVES



# JBF-K / JBF-KM Type

Floating Type **Soft Metal** Seat Steam Jacket Ball Valve  
浮動式軟/硬密封保溫夾套球閥



*We link all you need  
and more than you expect.*



# JBF-K / JBF-KM

## Floating Type Metal/Soft-Seat Steam Jacket Ball Valve

### Full-Bore One-Piece Flanged Ends

### JIS 10/20K ANSI-150/300LB


JBF-K / JBF-KM Type ball valves are designed for keeping fluid in specific temperature during the process. Optional seat materials provide the wider range of application to satisfy various industrial environments.

夾套球閥是維持流體在一定的溫度下運作而設計。可選擇的閥座材料提供了廣泛的應用，滿足多種產業環境需求。

### Product Features

#### 產品特色

- 1.1-PC valve body prevents the leakage from joint side  
一體式的閥體設計，減少洩漏的風險
2. Fully jacketed design keeps the fluid temperature heated or cooled evenly.  
全覆式夾套設計保持流體溫度的穩定
3. Seats are available in soft-seat and metal-seat designs.  
閥座提供軟/硬密封設計
4. Anti-Static design  
防靜電設計
5. Anti-blow out stem design (Size 2-1/2" and above)  
閥桿防飛出設計(2-1/2"以上)
6. ISO 5211 mounting pad  
ISO 5211安裝平台設計
7. Fire Safe design  
防火設計



### Applicable Standards

#### 適用標準

- Body Material(閥體材質): Standard in CF8, CF8M. Other materials are available according to requirements(可依專案客制需求).
- Nominal Size(尺寸): 1/2" to 8" (DN15 to DN200)
- Pressure Rating(壓力等級): JIS 10/20K ASME CLASS 150/300
- End Connections(連接型式): RF 法蘭凸緣
- Temperature Range(溫度範圍): Soft Seat(軟密封): -20~356°F (-29~180°C)  
Metal Seat(硬密封): -20~661°F (-29~350°C)
- Face-to-face Dimensions(面間尺寸): JIS B2002 / ASME B16.10
- Flanged Dimensions(法蘭尺寸): JIS B2220 / ASME B16.5
- Body Pressure Test(本體壓力測試): JIS B2003 / ASME B16.34 / API 6D
- Seat Leakage Test(球墊洩漏測試): Soft Seat(軟密封): API 598  
Metal Seat(硬密封): ANSI B16.104 / FCI70-2 Class V
- Casting(鑄造標準): MSS-SP-25 / MSS-SP-55
- Fire Safe Design.防火設計 : ISO 10497 認證

## Applications 應用領域

- 1.Heat the fluids not to solidify • 加熱易揮發的流體
- 2.Cool the volatile fluids • 冷卻易凝固的流體

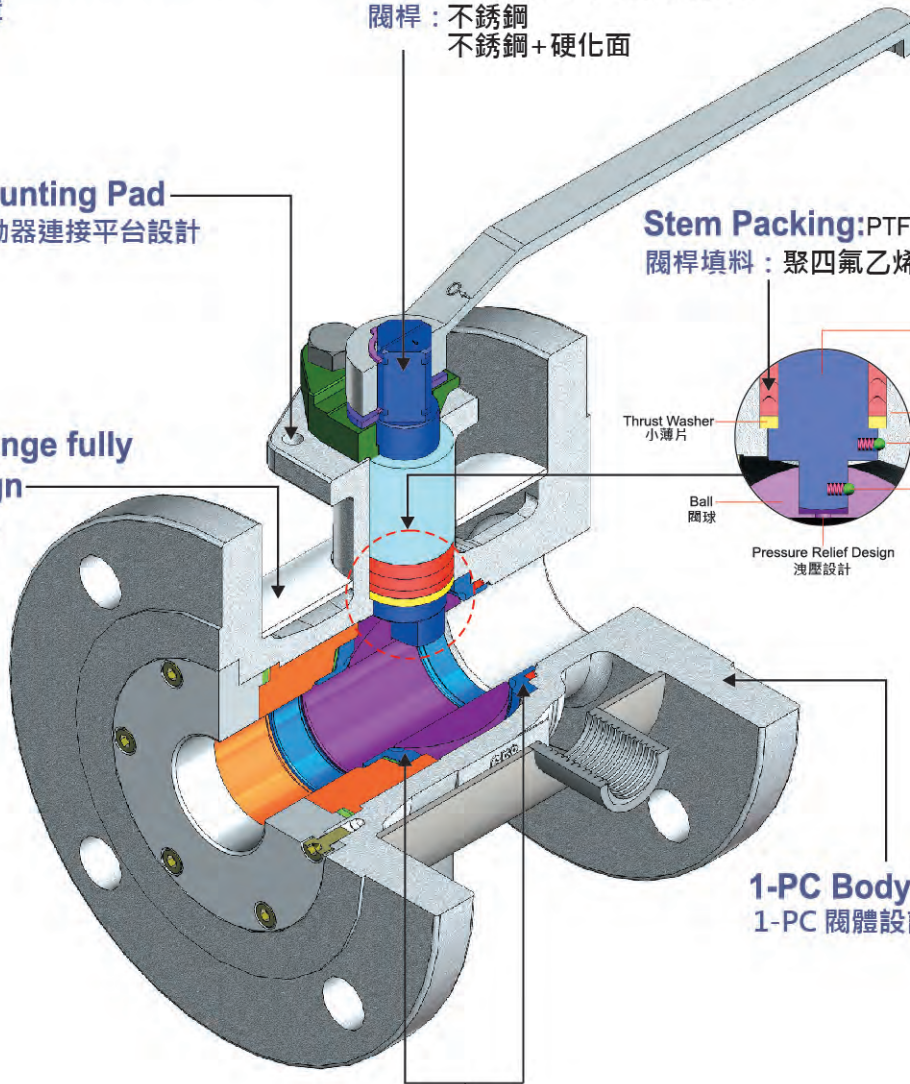
## Design & Structures 設計與結構

**ISO 5211 Mounting Pad**  
ISO 5211的驅動器連接平台設計

**Flange to flange fully jacked design**  
全包式夾套設計

**Stem:Stainless Steel**  
Stainless Steel+ Harden Face  
閥桿：不銹鋼  
不銹鋼+硬化面

**Stem Packing:PTFE/Graphite**  
閥桿填料：聚四氟乙烯/柔性石墨

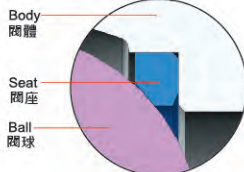


Thrust Washer 小薄片  
Ball 閥球  
Stem 閥桿  
Body 閥體  
Anti-Static Design 防靜電設計  
Pressure Relief Design 洩壓設計

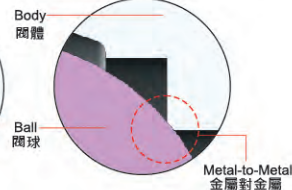
**1-PC Body design**  
1-PC 閥體設計

### Soft-Seat Design 軟密封閥座設計

**Fire Safe Design**  
防火設計

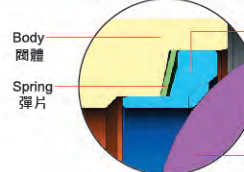


**After Burned**  
火災後

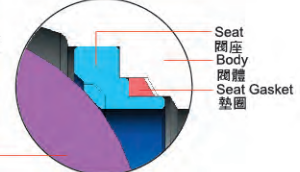


### Metal-Seat Design 金屬密封閥座設計

**Upstream**  
上游端

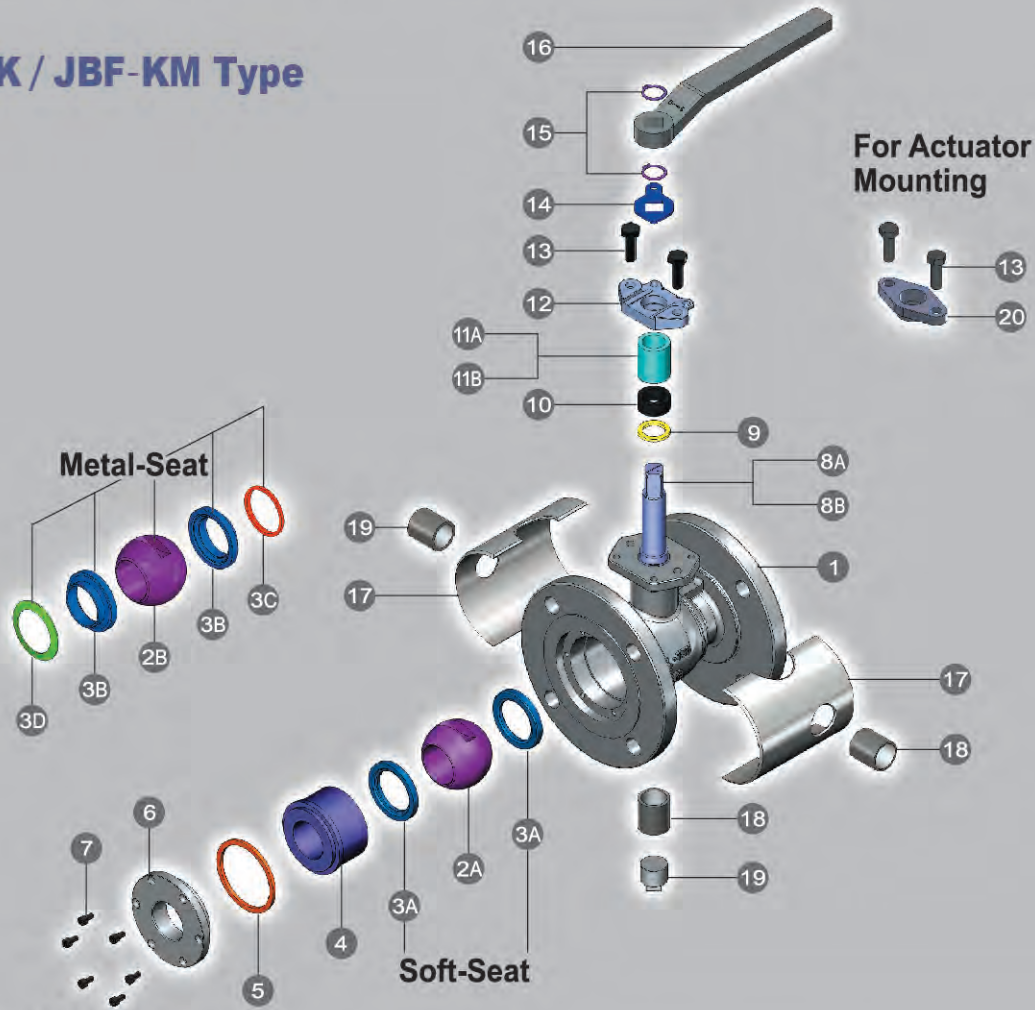


**Downstream**  
下游端





**JBF-K / JBF-KM Type**

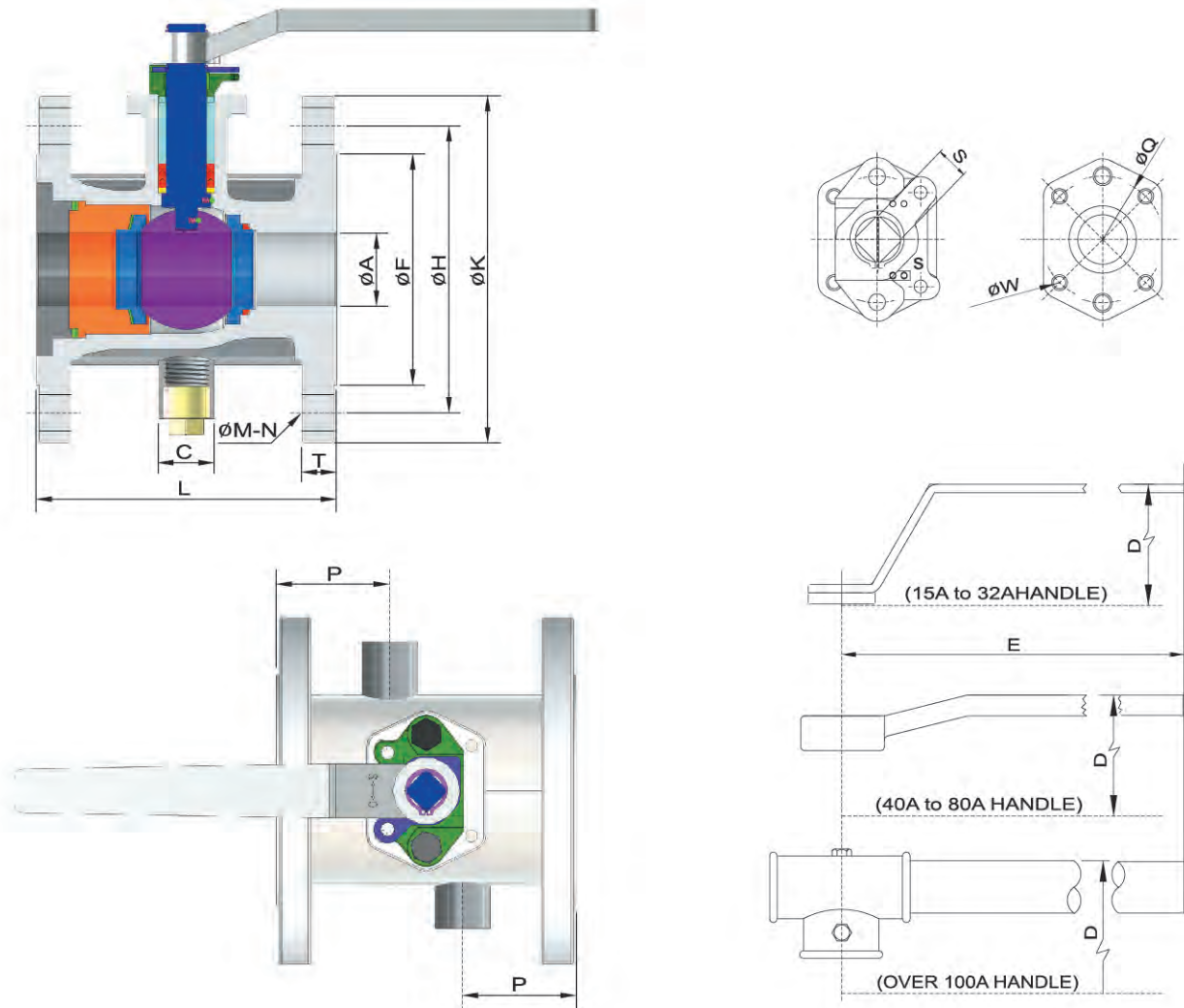


**MATERIAL 材質表**

NO	PARTS NAME 料件名稱	MATERIAL 材質		
1	BODY 閥體	ASTM A351-CF8	ASTM A351-CF8M	
2A	SOFT-SEAT	BALL 閥球	ASTM A351-CF8	
3A		SEAT 閥墊	PTFE/R-PTFE/TFM-1600/PEEK	
2B	METAL-SEAT	BALL 閥球	ASTM A351-CF8+HCr	
3B		SEAT 閥墊	ASTM A351-CF8+STELLITE	
3C		SEAT PACKING 球墊填料	GRAPHITE	
3D		SEAT SPRING 閥座彈片	INCONEL X750	
4	SEAT SUPPORT 支撐環	ASTM A351-CF8	ASTM A351-CF8M	
5	GASKET 大薄片	PTFE/GRAPHITE		
6	CAP 閥蓋	ASTM A351-CF8	ASTM A351-CF8M	
7	BOLT 螺栓	STAINLESS STEEL		
8A	SOFT-SEAT	STEM 閥桿	SUS 304	
8B		METAL-SEAT	SUS304+HARDEN FACE	
9	THRUST WASHER 小薄片	SUS 316+HARDEN FACE		
10	STEM PACKING 閥桿填料	PTFE/GRAPHITE		
11A	SOFT-SEAT	RING 閥座環	SUS 304	
11B		METAL-SEAT	SUS304+HARDEN FACE	
12	MANUAL GLAND 手動壓蓋	ASTM A351-CF8		
13	GLAND BOLT 壓蓋螺栓	SUS 304		
14	TRAVEL STOP 檔片	SUS 304		
15	SNAP CATCH 扣環	SUS 304		
16	HANDLE 手柄	FCD45(15A~80A)/SGP/FCD(100A~200A)		
17	JACKET 護套	SUS 304		
18	NIPPLE JOINT 接頭	SUS 304		
19	PLUG 塞子	SUS 304		
20	ACTUATOR GLAND 執行機構	SUS 304		

Notes: HCr = Hard Chrome Plated

Above materials may vary with different using conditions.



**DIMENSIONS (JIS-10K)**

**(M.M.)**

PORT SIZE	FLANGE SIZE	A	D	S	E	L	K	T	H	F	M	N	Q	W	P	C		
15	1/2"	40	1-1/2"	15	63	10	130	108	140	16	105	81	19	4	42	M5	41	NPT 1/2"
20	3/4"	40	1-1/2"	20	68	10	130	117	140	16	105	81	19	4	42	M5	45.5	NPT 1/2"
25	1"	50	2"	25	76	12	160	127	155	16	120	96	19	4	50	M6	50.5	NPT 3/4"
40	1-1/2"	65	2-1/2"	38	88	17	224	165	175	18	140	116	19	4	70	M8	62.5	NPT 3/4"
50	2"	80	3"	50	94	17	224	175	185	18	150	126	19	8	70	M8	68	NPT 3/4"
65	2-1/2"	100	4"	65	115	20	324	190	210	18	175	151	19	8	70	M8	75	NPT 3/4"
80	3"	125	5"	76	120	20	324	203	250	20	210	182	23	8	70	M8	82	NPT 3/4"
100	4"	150	6"	100	195	27	400	229	280	22	240	212	23	8	102	M10	82.5	NPT 3/4"
150	6"	200	8"	150	240	32	550	394	330	22	290	262	23	12	125	M12	157	NPT 3/4"
200	8"	300	12"	200	300	35	1000	457	445	24	400	368	23	16	140	M16	173.5	NPT 3/4"

**DIMENSIONS (JIS-20K)**

**(M.M.)**

PORT SIZE	FLANGE SIZE	A	D	S	E	L	K	T	H	F	M	N	Q	W	P	C		
15	1/2"	40	1-1/2"	15	63	10	130	140	140	18	105	81	19	4	42	M5	57	NPT 1/2"
20	3/4"	40	1-1/2"	20	68	10	130	152	140	18	105	81	19	4	42	M5	63	NPT 1/2"
25	1"	50	2"	25	76	12	160	165	155	18	120	96	19	8	50	M6	69.5	NPT 3/4"
40	1-1/2"	65	2-1/2"	38	88	17	224	190	175	20	140	116	19	8	70	M8	75	NPT 3/4"
50	2"	80	3"	50	94	17	224	216	200	22	160	132	23	8	70	M8	87	NPT 3/4"
65	2-1/2"	100	4"	65	115	20	324	241	225	24	185	160	23	8	70	M8	100.5	NPT 3/4"
80	3"	125	5"	76	120	20	324	283	270	26	225	195	25	8	70	M8	122	NPT 3/4"
100	4"	150	6"	100	195	27	400	305	305	28	260	230	25	12	102	M10	120.5	NPT 3/4"
150	6"	200	8"	150	240	32	550	403	350	30	305	275	25	12	125	M12	161.5	NPT 3/4"
200	8"	300	12"	200	300	35	1000	502	480	36	430	395	27	16	140	M16	196	NPT 3/4"



# JDV CONTROL VALVES

## DIMENSIONS (ANSI-150LB)

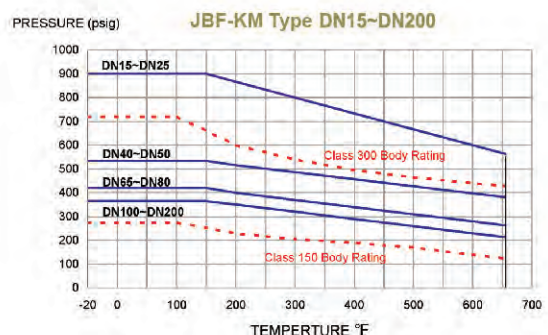
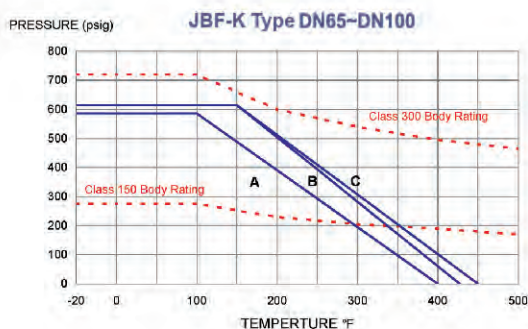
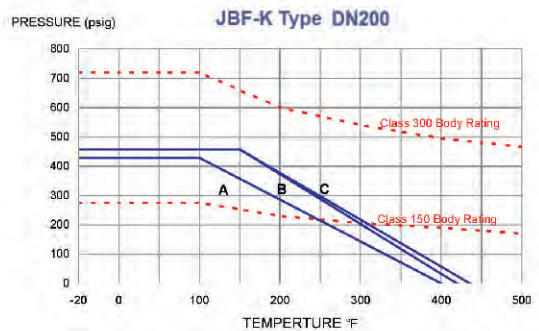
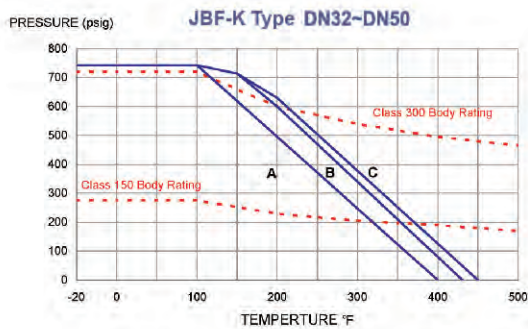
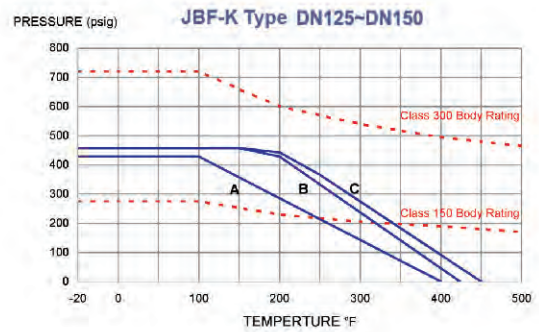
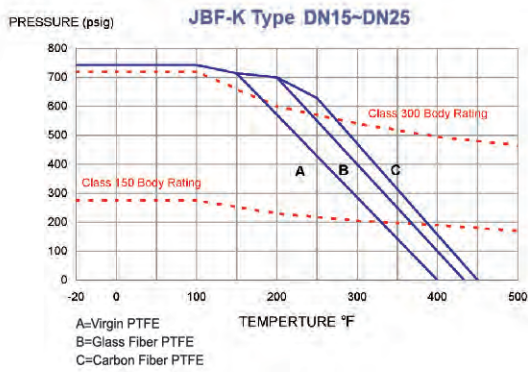
(M.M.)

PORT SIZE	FLANGE SIZE	A	D	S	E	L	K	T	H	F	M	N	Q	W	P	C		
15	1/2"	40	1-1/2"	15	63	10	130	108	127	14.3	98.5	73	16	4	42	M5	41	NPT 1/2"
20	3/4"	40	1-1/2"	20	68	10	130	117	127	14.3	98.5	73	16	4	42	M5	45.5	NPT 1/2"
25	1"	50	2"	25	76	12	160	127	152	15.9	120.5	92	19	4	50	M6	50.5	NPT 3/4"
40	1-1/2"	65	2-1/2"	38	88	17	224	165	178	17.5	139.5	105	19	4	70	M8	62.5	NPT 3/4"
50	2"	80	3"	50	94	17	224	178	190	19.1	152.5	127	19	4	70	M8	68	NPT 3/4"
65	2-1/2"	100	4"	65	115	20	324	190	229	23.9	190.5	157	19	8	70	M8	75	NPT 3/4"
80	3"	125	5"	76	120	20	324	203	254	23.9	216	186	22	8	70	M8	82	NPT 3/4"
100	4"	150	6"	100	195	27	400	229	279	25.4	241.5	216	22	8	102	M10	82.5	NPT 3/4"
150	6"	200	8"	150	240	32	550	394	343	28.6	298.5	270	22	8	125	M12	157	NPT 3/4"
200	8"	300	12"	200	300	35	1000	457	483	31.8	432	381	25	12	140	M16	173.5	NPT 3/4"

## DIMENSIONS (ANSI-300LB)

(M.M.)

PORT SIZE	FLANGE SIZE	A	D	S	E	L	K	T	H	F	M	N	Q	W	P	C		
15	1/2"	40	1-1/2"	15	63	10	130	140	156	20.7	114.5	73	22	4	42	M5	57	NPT 1/2"
20	3/4"	40	1-1/2"	20	68	10	130	152	156	20.7	114.5	73	22	4	42	M5	63	NPT 1/2"
25	1"	50	2"	25	76	12	160	165	165	22.3	127	92	19	8	50	M6	69.5	NPT 3/4"
40	1-1/2"	65	2-1/2"	38	88	17	224	190	190	25.4	149	105	22	8	70	M8	75	NPT 3/4"
50	2"	80	3"	50	94	17	224	216	210	28.6	168	127	22	8	70	M8	87	NPT 3/4"
65	2-1/2"	100	4"	65	115	20	324	241	254	31.8	200	157	22	8	70	M8	100.5	NPT 3/4"
80	3"	125	5"	76	120	20	324	283	279	35	235	186	22	8	70	M8	122	NPT 3/4"
100	4"	150	6"	100	195	27	400	305	318	36.6	270	216	22	12	102	M10	120.5	NPT 3/4"
150	6"	200	8"	150	240	32	550	403	381	41.3	330	270	25	12	125	M12	161.5	NPT 3/4"
200	8"	300	12"	200	300	35	1000	502	521	50.8	451	381	32	16	140	M16	196	NPT 3/4"



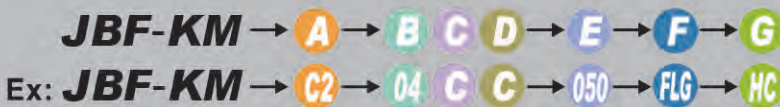
## HOW TO ORDER



A. SPECIFICATION	B. BODY MAT'L	C. BALL & STEM MAT'L	D. SEAT MAT'L
A1 JIS 10K	03 CF8 (1.4308)	A CF8	P PTFE
A2 JIS 20K	04 CF8M (1.4408)	C CF8M	G 15% GLASS FIBER +PTFE
C1 ANSI 150LB	00 CF3 (1.4306)	D CF3	C 15% CARBON +PTFE
C2 ANSI 300LB	06 CF3M (1.4404)	E CF3M	S 50% SS316+50% PTFE
	07 CG8M (1.4412)	F CG8M	T TFM-1600
	08 CG3M	H CG3M	E PEEK

E. SIZE:PORTxFLANGE	F. OPTION
015 1/2" x1-1/2"	F FIRE SAFE
020 3/4" x1-1/2"	L LONG STEM
025 1" x2"	I LIVE LOADING
040 1-1/2" x2-1/2"	H LEVER
050 2" x3"	G GEAR
065 2-1/2" x4"	
080 3" x5"	
100 4" x6"	
150 6" x8"	
200 8" x12"	



A. SPECIFICATION	B. BODY MAT'L	C. BALL & STEM MAT'L	D. SEAT MAT'L	E. SIZE:PORTxFLANGE
A1 JIS 10K	03 CF8 (1.4308)	A CF8	A CF8	015 1/2" x1-1/2"
A2 JIS 20K	04 CF8M (1.4408)	C CF8M	C CF8M	020 3/4" x1-1/2"
C1 ANSI 150LB	05 CF3 (1.4306)	D CF3	D CF3	025 1" x2"
C2 ANSI 300LB	06 CF3M (1.4404)	E CF3M	E CF3M	040 1-1/2" x2-1/2"
	07 CG8M (1.4412)	F CG8M	F CG8M	050 2" x3"
	08 CG3M	H CG3M	H CG3M	065 2-1/2" x4"
				080 3" x5"
				100 4" x6"
				150 6" x8"
				200 8" x12"

F. OPTION	G. COATING
F FIRE SAFE	HC HCR BALL+STELLITE SEAT
L LONG STEM	TC TC BALL+TC SEAT
I LIVE LOADING	
H LEVER	
G GEAR	

HOW TO ORDER



■ HEADQUARTERS

NO. 6-1, QINGNIAN RD., YANGMEI DIST., TAOYUAN CITY 326, TAIWAN  
TEL +886-3-4965066 FAX +886-3-4963526 E-MAIL: sales@jdv.com.tw



Copyright 2021/05. All rights are reserved by JDV.  
The technical data and content may be changed without prior notice.